

◆ F-TEM (Flexible-thermoelectric module)

Part Number : AR-TEM es-02

Advantages

- A "soft" Peltier device that combines existing Peltier element with rubber.
- Possible to be bent (minimum diameter $\phi 50\text{mm}$).
- Weight reduction is achieved by using rubber (40% less than general ceramic products)
- Drop proof (1.5m free fall)
- Excellent resistance against vibration with rubber
- Completely sealed structure that keeps water out

Overview

F-TEM(Flexible-thermoelectric module) is a flexible thermoelectric device consists of the Peltier device and rubber. It can be basically used in the same way as a conventional ceramic Peltier device. This thermoelectric conversion device operates as a heat pump by applying direct current, and can control temperature by electronic control.



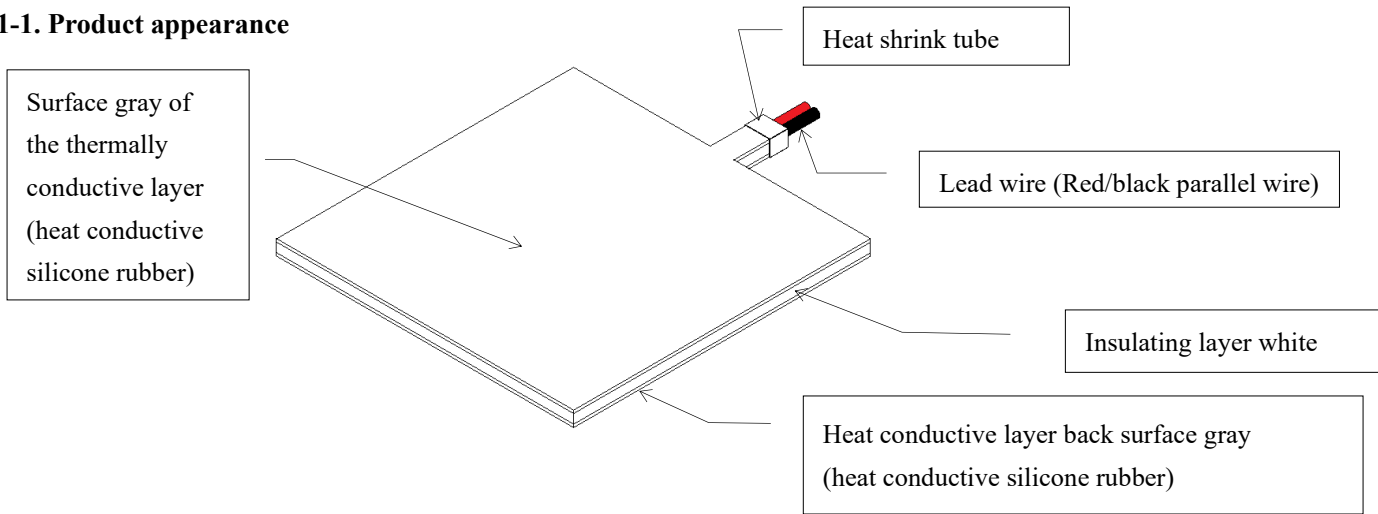
Function

- ◇ Temperature control
 - Heating and cooling are possible only by electrical control.
 - Possible to be bent (minimum diameter $\phi 50\text{mm}$).

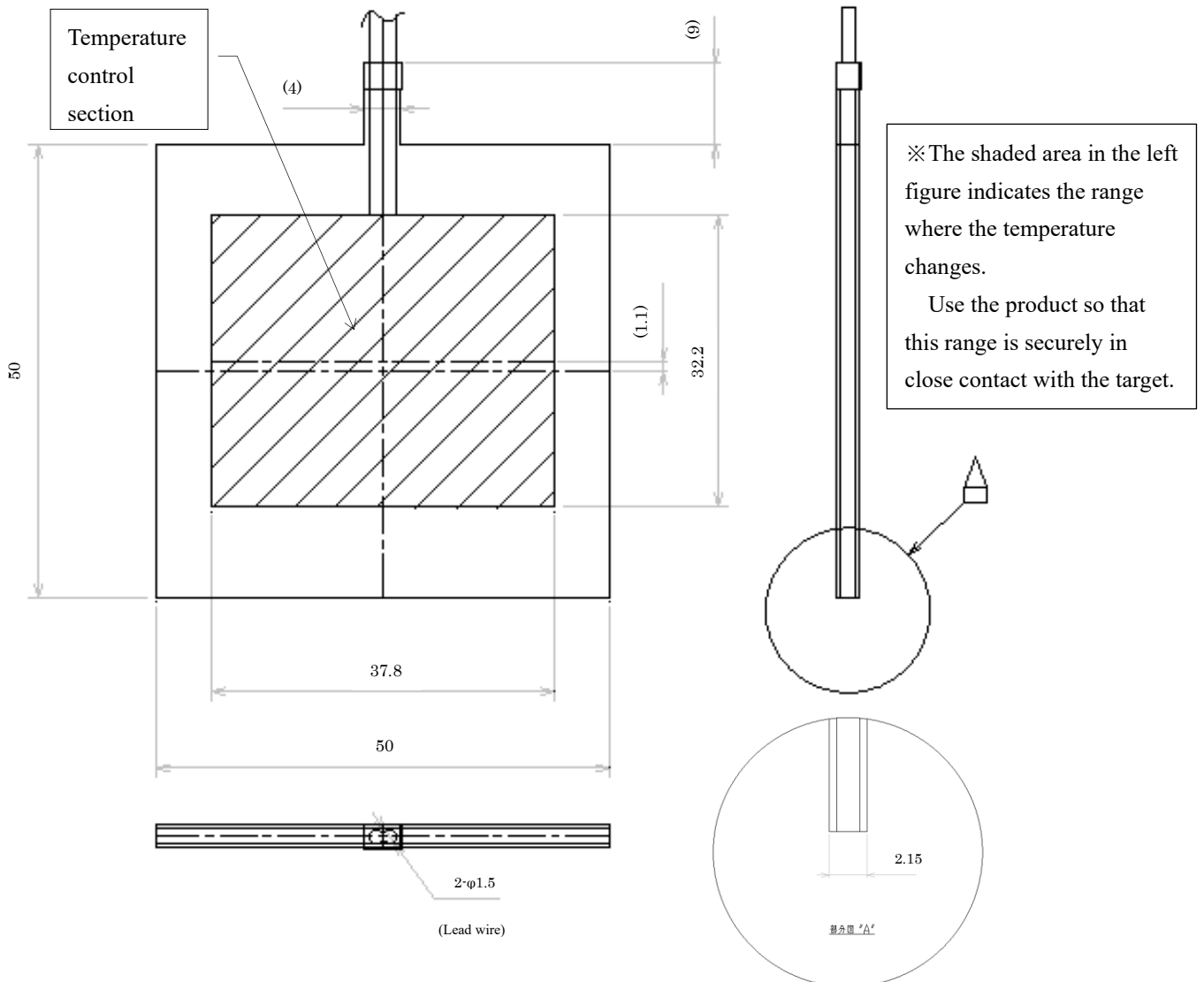
※ When using the product, be sure to read " (◆) F-TEM (Flexible-thermoelectric module) Part Number: AR-TEM es-02 Instruction Manual", keep the handling precautions.

1. Specifications

1-1. Product appearance



1-2. Outline and dimensions



1-3. Characteristics

(1) Rating

Section	Item		Unit
1	Load rating	1.5	Mpa
2	Bending diameter	φ50	mm
3	Weight	9.5	g
4	Operating temperature	~100	°C
5	Maximum current $I_{max}(A)$ ※1	3.99	A
6	Maximum voltage $V_{max}(V)$ ※1	11.2	V
7	Maximum temperature difference $\Delta T_{max}(°C)$ ※1	52.1	°C
8	Maximum heat absorption $Q_{cmax}(W)$ *1	19.5	W

※Insulation: Silicone rubber

※Items 5 to 8: $T_h = 50°C$ (the radiating surface temperature is constant at $50°C$).

※It is recommended to store this product at a temperature of 0 to $30°C$ and humidity of 60%RH or less.

(2) Reliability Evaluation (* Test Results)

※Judgment Criteria: Resistance change after testing is less than $\pm 5\%$ of the design value of 2.0Ω

Section	Test Item	Characteristics	Resistance change
1	Heat cycle	-40°C: 15 min, 85°C: 15 min \times 10 cycles	-0.10%
2	Thermal shock	15s dipping in $0\pm 1^\circ\text{C}$ water and 15s dipping in $100\pm 1^\circ\text{C}$ water \times 10 times	-0.06%
3	Vibration	Between 20 and 2,000Hz for 4min. (sine wave)	0.03%
4	Temperature-humidity tolerance	+25°C \sim 65°C \sim -10°C、 Humidity 80 to 96%, 10 cycles	0.26%
6	Polarity reversal	Apply 3.5A until one side reaches 0°C or for 80 seconds, and apply until the same side reaches 80°C or 3.5A for 20 seconds. 20,000 cycles	0.17%

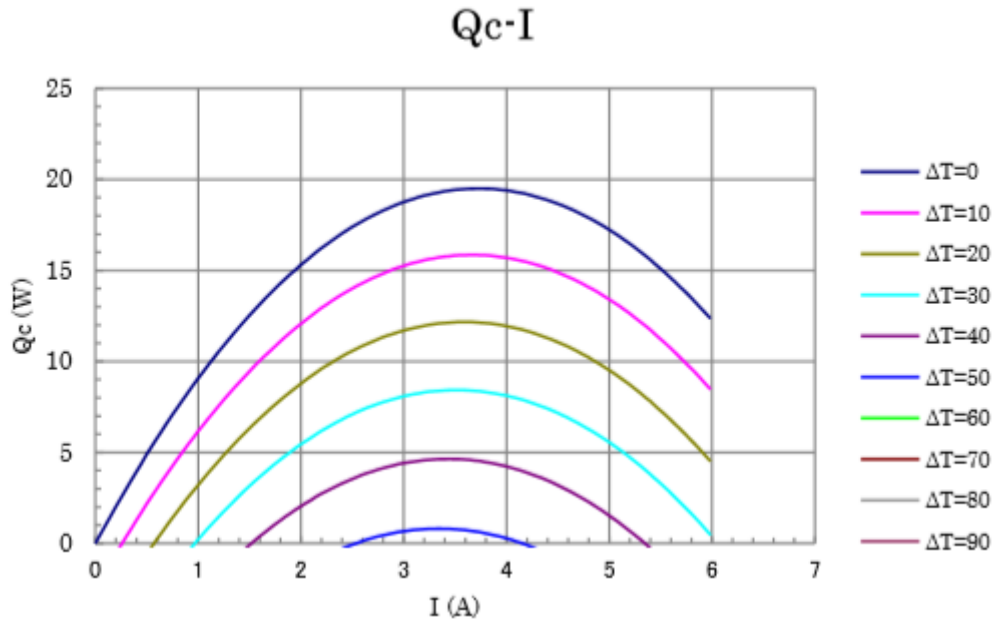
(3) Mechanical Characteristics (* Test Results)

Section	Item	Characteristics	
1	Bending	X direction $\phi 50\text{mm}$ 20 times/min	1500 times
2	Bending	Y direction $\phi 50\text{mm}$ 20 times/min	4000 times
3	Drop impact	1.5m free fall	20 times or more
4	Bending life	Stored with bending to $\phi 50\text{mm}$ *Not energized at room temperature	Over 2000 hours

2. Detailed properties

Characteristic diagram (Th=50°C)

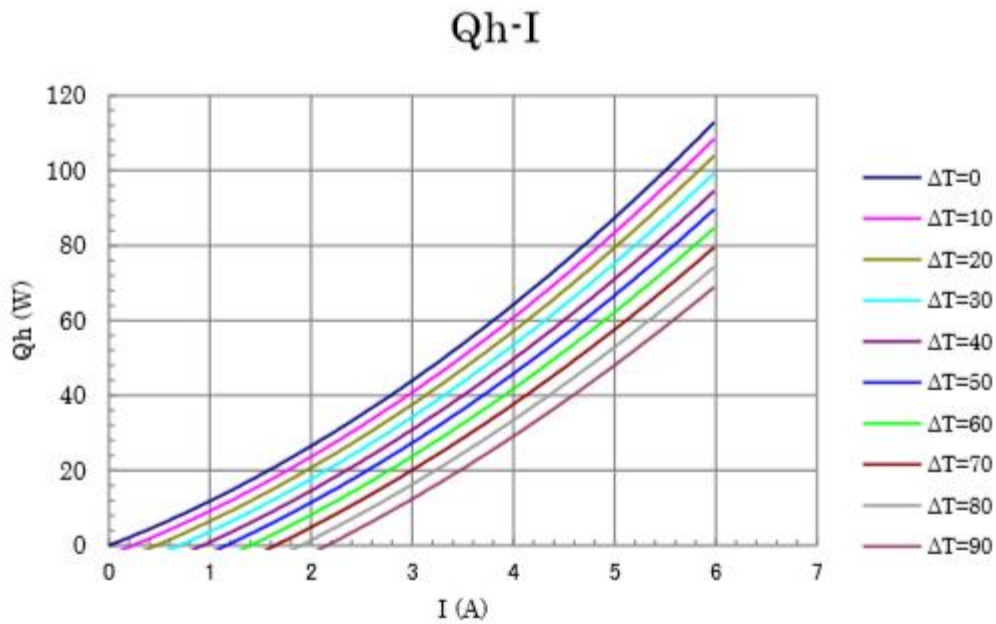
※Th : Temperature – Heat dissipation side



Qc: Endothermic amount

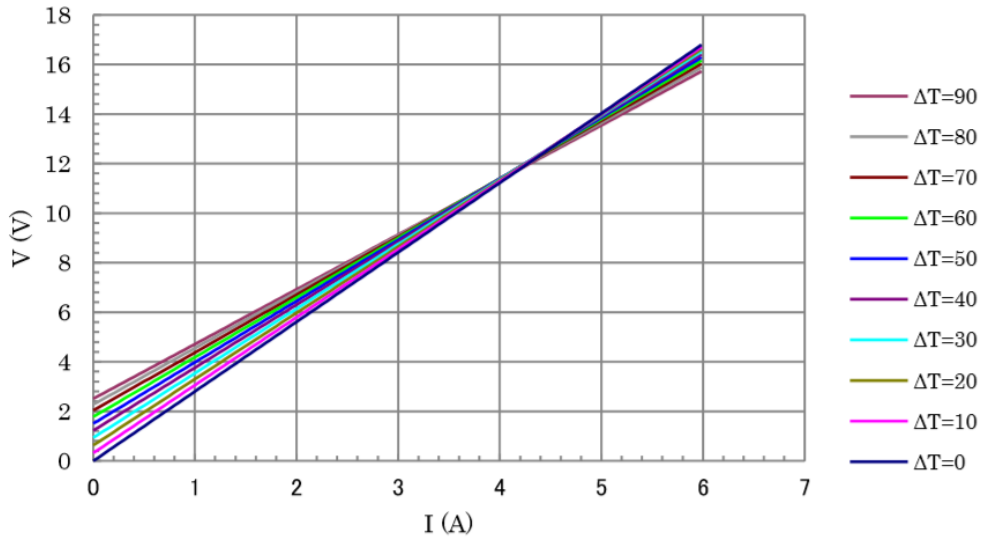
ΔT : Temperature gap (Heat dissipation/Endothermic)

I : Input current



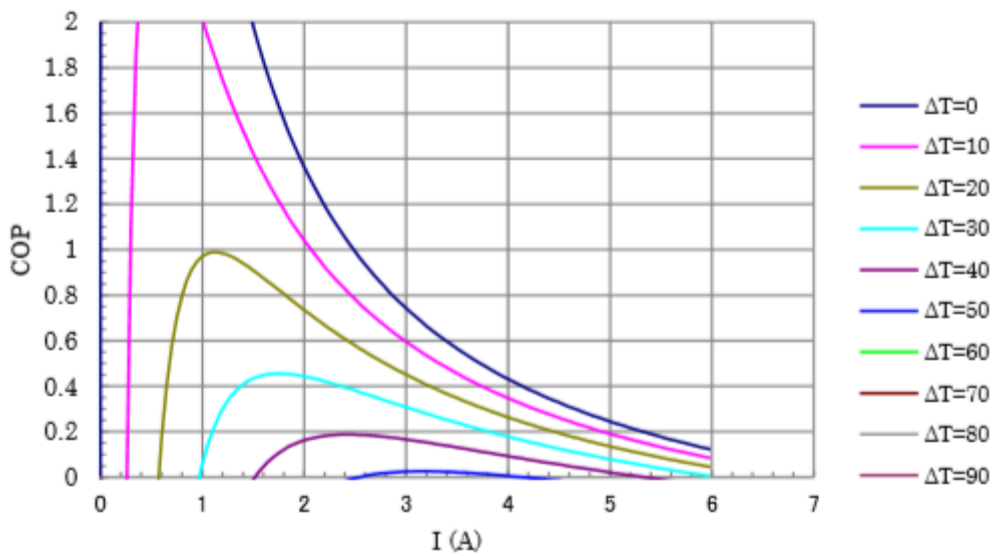
Qh : Quantity of heat

V-I



V: Input Voltage

COP-I



COP : Coefficient of performance

Precautions

1. Information in this document represents a typical property and does not expressly or implicitly authorize the use of Asahi Rubber Inc. or any other company's intellectual property right.
In addition, the Company shall not be responsible for any infringement of patents or other rights of any third party arising from the use of such information.
2. This product is designed and manufactured for use in general electronic equipment (AV equipment, home appliances, OA equipment, communication equipment, amusement).
Do not use the product for applications involving nuclear power, space, aircraft, or other areas requiring extremely high safety and reliability.
Please contact your distributor if you intend to use the product for applications requiring a high level of safety and reliability other than those listed above. In addition, please verify the operation sufficiently by the customer before use, and incorporate the safety design of each protection circuit (fail safe, malfunction prevention, fire spread countermeasure, redundancy design, etc.).
Asahi Rubber assumes no responsibility for any accidents or damages arising from non-compliance with the descriptions in this document. We assume that the information contained in this document is accurate and reliable, but do not assume any responsibility for its use.
3. When exporting products that are regulated by domestic and overseas export-related laws and regulations, you must comply with the said laws and regulations, and bear the responsibility and burden of the customer with regard to the necessary licenses and procedures.
4. Do not use this product for any military or anti-social purposes such as terrorism.
Also, do not supply this product to corporations, organizations, individuals, etc. that the product may eventually be used for such purposes.
5. Request support when using this product for automotive applications.
6. The circuit diagrams and component ratings described in this document describe the standard operations and usage, and do not guarantee performance. Environmental performance, reliability, etc. are not guaranteed for use in mass production.
7. The customer's secondary damage (damage to the equipment, loss of opportunity, lost profits, etc.) and any damage caused by the failure of the product shall not be covered by the warranty, and Asahi Rubber Inc. Shall not be liable for any other costs related to damage and recovery other than the product.
8. This product and documentation are subject to change without notice.